
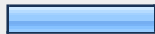







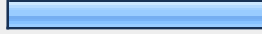





# e-Co Hub Survey

1. How often do you visit the e-Co Hub? (Select one)			
		Response Percent	Response Count
Everyday	<input type="checkbox"/>	4.3%	4
Once a week or more	<input type="checkbox"/>	22.3%	21
Once every one or two weeks	<input type="checkbox"/>	13.8%	13
Once a month	<input type="checkbox"/>	11.7%	11
<b>Occasionally</b>	<input type="checkbox"/>	<b>36.2%</b>	<b>34</b>
I don't visit at all	<input type="checkbox"/>	11.7%	11
		<i>answered question</i>	<b>94</b>
		<i>skipped question</i>	<b>2</b>

2. How do you use the knowledge resources and information from e-Co Hub? (Select one or more)			
		Response Percent	Response Count
Guide in making better decisions		30.4%	28
Guide in networking and establishing partnerships		23.9%	22
As teaching materials in school/university		20.7%	19
As training materials for professionals		29.3%	27
<b>As resources for my work</b>		<b>47.8%</b>	<b>44</b>
To conduct research for programmatic/strategic purposes		19.6%	18
To conduct research for academic purposes		25.0%	23
For my studies		28.3%	26
Forward to my friends/colleagues/email lists		7.6%	7
To keep up-to-date		42.4%	39
For quick overviews of specific ICT matters		40.2%	37
I have never used the e-Co Hub		10.9%	10
Other (please specify)		4.3%	4
		<b>answered question</b>	<b>92</b>
		<b>skipped question</b>	<b>4</b>



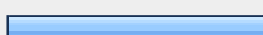










3. Please provide your overall assessment of the value of e-Co Hub to your work.							
	extremely valuable	very valuable	valuable	not very valuable	not valuable at all	Rating Average	Response Count
Overall assessment of the value of e-Co Hub to your work	20.9% (18)	<b>43.0% (37)</b>	30.2% (26)	3.5% (3)	2.3% (2)	2.23	86
	<i>answered question</i>						86
	<i>skipped question</i>						10










4. Please describe how the e-Co Hub has been helpful to you or your colleagues in your work?		
		Response Count
		54
	<i>answered question</i>	54
	<i>skipped question</i>	42

5. Please rate the e-Co Hub features.							
	excellent	very good	good	mediocre	poor	Rating Average	Response Count
The quality of content is...	24.7% (21)	<b>48.2% (41)</b>	25.9% (22)	1.2% (1)	0.0% (0)	2.04	85
The variety of content is...	23.8% (19)	<b>43.8% (35)</b>	31.3% (25)	1.3% (1)	0.0% (0)	2.10	80
The amount of content is...	16.0% (13)	<b>40.7% (33)</b>	34.6% (28)	6.2% (5)	2.5% (2)	2.38	81
The usability and navigation is...	18.5% (15)	<b>49.4% (40)</b>	27.2% (22)	4.9% (4)	0.0% (0)	2.19	81
The interactive features are...	16.0% (13)	<b>40.7% (33)</b>	38.3% (31)	2.5% (2)	2.5% (2)	2.35	81
The look and feel is...	18.3% (15)	<b>42.7% (35)</b>	35.4% (29)	2.4% (2)	1.2% (1)	2.26	82
	<i>answered question</i>						85
	<i>skipped question</i>						11

6. Did you know that as a member of e-Co Hub you can:			
	Yes	No	Response Count
Share publications and case studies?	<b>58.3% (49)</b>	41.7% (35)	84
Comment on resources and case studies?	<b>57.8% (48)</b>	42.2% (35)	83
Ask a question or start a discussion on e-Co Hub?	<b>58.0% (47)</b>	42.0% (34)	81
	<b><i>answered question</i></b>		<b>86</b>
	<b><i>skipped question</i></b>		<b>10</b>

**7. How can we encourage you to share your knowledge, solutions, good practices and ideas? (Select one or more)**

		<b>Response Percent</b>	<b>Response Count</b>
Provide easier navigation		32.2%	29
Add more features for interaction amongst members		46.7%	42
Offer more variety in the format of resources offered (e.g. video clips)		42.2%	38
Present a more attractive layout with a good balance of graphics and text		26.7%	24
<b>Receive alerts on new resources, discussions, etc.</b>		<b>51.1%</b>	<b>46</b>
Greater recognition for contributions made		30.0%	27
Know who are the members of e-Co Hub by showing members' photos and profile		43.3%	39
Hold moderated online discussion forums on specific topics		22.2%	20
Add an 'Ask the Experts' feature for specific topics		47.8%	43
Provide a helpdesk function		32.2%	29
Supplement online interactions with face-to-face meetings		36.7%	33
Migrate to a social network site such as Facebook		12.2%	11
Other suggestions (please specify)		12.2%	11
		<b><i>answered question</i></b>	<b>90</b>
		<b><i>skipped question</i></b>	<b>6</b>

8. What factors will encourage you to visit the e-Co Hub more often? (Select one or more)			
		Response Percent	Response Count
A more user-friendly portal		33.0%	29
Increased awareness of how e-Co Hub can help me		45.5%	40
<b>More relevant resources</b>		<b>54.5%</b>	<b>48</b>
More opportunities to interact with others that have similar interests		53.4%	47
Training on how to use the e-Co Hub		35.2%	31
Faster Internet connectivity		33.0%	29
Access to computer		13.6%	12
More time available		25.0%	22
Other (please specify)		5.7%	5
		<i>answered question</i>	<b>88</b>
		<i>skipped question</i>	<b>8</b>

9. What topics would you like to see featured on the e-Co Hub? (List one or more topics, e.g. the use of ICTs to adapt to climate change)		
		Response Count
		58
		<i>answered question</i>
		<b>58</b>
		<i>skipped question</i>
		<b>38</b>













**10. What other online tools do you use to find information and connect with others in your work? (Please specify details for one or more relevant points)**

		Response Percent	Response Count
Search engines (Google, Yahoo)		98.7%	75
Other ICTD portals and websites		39.5%	30
Email lists and e-newsletters		27.6%	21
Social networks (Facebook, Twitter)		50.0%	38
Others		6.6%	5
		<i>answered question</i>	<b>76</b>
		<i>skipped question</i>	<b>20</b>

**11. Please provide any suggestions for improving the e-Co Hub so that it can better serve your needs and support your work.**

		Response Count
		42
		<i>answered question</i>
		<b>42</b>
		<i>skipped question</i>
		<b>54</b>




12. Which answer below best describes your organizational affiliation or status? (Select one)




		Response Percent	Response Count
National Government		31.9%	29
Local Government		3.3%	3
Academic Organization		12.1%	11
Training Institute		7.7%	7
Research-based Organization		9.9%	9
Civil Society Organization		12.1%	11
Donor Agency		2.2%	2
United Nations Agency		4.4%	4
Private Sector		5.5%	5
Student		3.3%	3
Consultant		4.4%	4
Other (please specify)		3.3%	3
		<b><i>answered question</i></b>	<b>91</b>
		<b><i>skipped question</i></b>	<b>5</b>






13. In what region are you based? (Select one)			
		Response Percent	Response Count
Central Asia		4.4%	4
East Asia		5.6%	5
South Asia		27.8%	25
<b>South East Asia</b>		<b>32.2%</b>	<b>29</b>
Pacific		13.3%	12
Middle East		3.3%	3
Africa		10.0%	9
Latin America		0.0%	0
North America		1.1%	1
Europe		1.1%	1
Other (please specify)		1.1%	1
		<i>answered question</i>	<b>90</b>
		<i>skipped question</i>	<b>6</b>

14. Are you a member of the e-Co Hub?			
		Response Percent	Response Count
Yes		40.0%	36
No		20.0%	18
<b>Not sure</b>		<b>40.0%</b>	<b>36</b>
		<i>answered question</i>	<b>90</b>
		<i>skipped question</i>	<b>6</b>

15. Are you a subscriber of APCICT's e-newsletter?			
		Response Percent	Response Count
Yes		50.0%	44
No		33.0%	29
Not sure		17.0%	15
<i>answered question</i>			<b>88</b>
<i>skipped question</i>			<b>8</b>

16. Are you enrolled in the APCICT Virtual Academy (AVA)?			
		Response Percent	Response Count
Yes		57.8%	52
No		25.6%	23
Not sure		16.7%	15
<i>answered question</i>			<b>90</b>
<i>skipped question</i>			<b>6</b>

17. Are you an alumnus of the Academy of ICT Essentials for Government Leaders Programme?			
		Response Percent	Response Count
Yes		25.6%	23
No		58.9%	53
Not sure		15.6%	14
<i>answered question</i>			<b>90</b>
<i>skipped question</i>			<b>6</b>